



VILUA S
WL

A-A++ Range A++-E

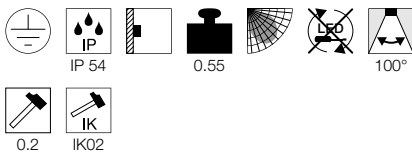
LED INSIDE

NEW

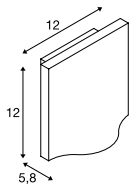


Product details

100-277V ~50/60Hz | 700mA
Total consumption: 8.3W
Material: Aluminium / Glass



Dimensioned drawing



1002503 648



1002504 649

Variant	Item no.
405lm 3000K CRI>80 ■ anthracite	1002503